



## Applications

Turnbuckles are used for rigging or tensioning wires, ropes, rods etc. They are designed for in-line rigging, tensioning or lashing.

## Range

Van Beest offers a wide range of turnbuckles:

- Load rated Green Pin® turnbuckles;
- Open body rigging screws generally to DIN 1480;
- Rigging screws with welding ends;
- Closed body rigging screws;
- Special turnbuckles for lashing (hamburgers).

## Design

Green Pin® turnbuckles are manufactured to ASTM F1145-92, formerly U.S. Fed. Spec. FF-T-791. Green Pin® turnbuckles are drop forged.

Green Pin® turnbuckles are available with following end fittings: eye/eye, hook/hook, hook/eye, jaw/jaw and jaw/eye. All fittings are interchangeable. Locking nuts are supplied with all sizes.

Green Pin® turnbuckles are generally marked with:

- |                         |                                      |
|-------------------------|--------------------------------------|
| - Working Load Limit    | ■ e.g. 2.36 t                        |
| - manufacturer's symbol | ■ e.g. GP                            |
| - thread diameter       | ■ e.g. 3/4"                          |
| - traceability code     | ■ e.g. A1                            |
| - thread                | ■ L (lefthanded) and R (righthanded) |

Rigging screws generally to DIN 1480 are available with welding ends and in hook/eye, eye/eye, hook/hook and jaw/jaw combinations.

Closed body rigging screws are available in jaw/jaw, jaw/eye and eye/eye combinations.

## Finish

Load rated Green Pin® turnbuckles and closed body rigging screws are hot dipped galvanized. Rigging screws to DIN 1480 are electro-galvanized. Lashing turnbuckles are self coloured.

## Certification

Specific details of certificate availability can be found on each product page. Please verify your certification requirements with Van Beest at time of order.

## Instructions for use

Turnbuckles must be used for in-line applications only.

Special attention should be paid to prevent overloading.

During tensioning, avoid forces on the turnbuckle that may lead to deformation. Should a turnbuckle start to deform, the tension should be decreased immediately and any deformed parts should be replaced. Should extreme circumstances or shock loading, possibly occur during use, this must be taken into account when selecting the correct products to be used for the application.

For the rigging of wires, ropes, rods etc., Green Pin® turnbuckles are recommended to be used.

The WLL should be applied in in-line lifting only and overloading is not permitted.

Nor should side loads be applied, as the products have not been designed for this purpose.

Open body rigging screws are used for tensioning wires and ropes for less demanding applications (for example rope railings).

Turnbuckles must be regularly inspected in accordance with the safety standards given in the country of use. This is required because the products in use may be affected by wear, misuse, overloading etc. which may lead to deformation and alteration of the steel structure.

## Safe use of turnbuckles

Turnbuckles should be inspected before use to ensure that:

- all markings are legible;
- the threads of the body and the end fittings are of the same type;
- the pin, nut, cotter pin, or any other locking system cannot vibrate out of position;
- the threads of the body and the end fittings are undamaged;
- the body and end fittings are not distorted or unduly worn;
- the body and end fittings are free from nicks, gouges and cracks.

Make sure that the end fittings are correctly screwed into the body. Always use the locking nuts provided to prevent the turnbuckles from unscrewing.

Never replace an end fitting by anything other than one designed for the purpose, otherwise the turnbuckle may not be suitable for the loads imposed.



6

7

8

9

10

11

12

13

14

15

16

17

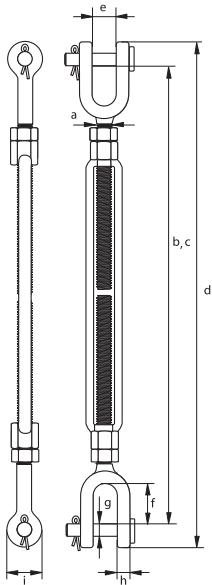
18

19

20



G-6313



## Green Pin® turnbuckles Jaw - Jaw with cotter pin

generally to ASTM F1145-92

mm inch

- Material : drop forged high tensile steel SAE 1035 or 1045
- Safety factor : MBL equals 5 x WLL
- Standard : generally to ASTM F1145-92  
formerly U.S. Federal Specification FF-T-791b
- Finish : hot dipped galvanized
- Certification : 2.1 2.2 3.1

working load limit	diameter thread	take up	length closed position	length open position	length closed position	opening jaw	length inside	diameter pin	thickness jaw eye	diameter jaw eye	weight each
t	a	b	c	d	e	f	g	h	i	lbs	
inch	inch	inch	inch	inch	inch	inch	inch	inch	inch	inch	lbs
2.36	3/4	6	14 17/32	19 3/16	17 5/16	15/16	1 17/32	5/8	5/8	1 5/8	5.71
2.36	3/4	9	17 17/32	25 3/16	20 1/4	15/16	1 17/32	5/8	5/8	1 5/8	6.90
2.36	3/4	12	20 1/2	31 5/32	23 1/4	15/16	1 17/32	5/8	5/8	1 5/8	7.54
2.36	3/4	18	26 11/32	43 5/32	29 1/8	15/16	1 17/32	5/8	5/8	1 5/8	9.94
3.27	7/8	12	22 3/32	32 17/32	25 1/8	1 3/32	1 11/16	3/4	3/4	1 29/32	10.87
3.27	7/8	18	28 1/32	44 9/16	31 3/32	1 3/32	1 11/16	3/4	3/4	1 29/32	14.13
4.54	1	6	17 5/8	21 13/16	20 15/16	1 1/4	1 31/32	7/8	25/32	2 1/8	11.42
4.54	1	12	23 9/16	33 13/16	26 7/8	1 1/4	1 31/32	7/8	25/32	2 1/8	14.18
4.54	1	18	29 17/32	46	32 7/8	1 1/4	1 31/32	7/8	25/32	2 1/8	18.52
4.5	1	24	35 9/16	57 7/8	38 29/32	1 1/4	1 31/32	7/8	25/32	2 1/8	19.62
6.9	1 1/4	12	25 1/4	35 31/32	29 7/16	1 3/4	2 25/32	1 5/32	1 1/32	2 11/16	24.7
6.9	1 1/4	18	31 5/8	48 11/32	35 13/16	1 3/4	2 25/32	1 5/32	1 1/32	2 11/16	30.0
6.9	1 1/4	24	37 7/8	60 19/32	42 3/32	1 3/4	2 25/32	1 5/32	1 1/32	2 11/16	33.1
9.71	1 1/2	12	26 9/16	37 3/32	31 3/4	2 1/32	2 25/32	1 3/8	1 1/8	3 5/32	37.5
9.71	1 1/2	18	32 1/2	48 31/32	37 5/8	2 1/32	2 25/32	1 3/8	1 1/8	3 5/32	42.5
9.71	1 1/2	24	38 19/32	61 1/16	43 3/4	2 1/32	2 25/32	1 3/8	1 1/8	3 5/32	45.6
12.7	1 3/4	18	36 29/32	51 13/16	43	2 11/32	3 3/8	1 5/8	1 5/16	3 9/16	55.1
12.7	1 3/4	24	42 7/8	63 13/16	48 15/16	2 11/32	3 3/8	1 5/8	1 5/16	3 9/16	63.3
16.8	2	24	45 5/16	65 25/32	52 11/16	2 1/2	3 11/16	2	1 19/32	4 3/16	100.1
27.2	2 1/2	24	49 13/32	72 3/32	58 9/32	2 15/16	4 1/2	2 1/4	1 5/8	5 5/8	194.0
34	2 3/4	24	53 3/32	74 3/32	63 5/32	3 9/16	4 5/16	2 3/4	1 5/8	6 3/16	216.1

CAD

6

7

8

9

10

11

12

13

14

15

16

17

18

19

20

# Green Pin® turnbuckles Jaw - Jaw with cotter pin

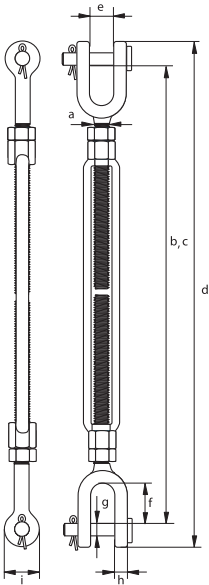
generally to ASTM F1145-92

mm inch

- **Material** : drop forged high tensile steel SAE 1035 or 1045
- **Safety factor** : MBL equals 5 x WLL
- **Standard** : generally to ASTM F1145-92  
formerly U.S. Federal Specification FF-T-791b
- **Finish** : hot dipped galvanized
- **Certification** : 2.1 2.2 3.1



G-6313

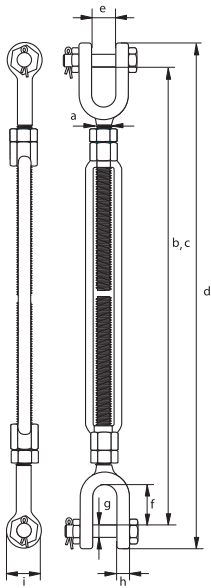


working load limit	diameter thread	take up	length closed position	length open position	length closed position	opening jaw	length inside	diameter pin	thickness jaw eye	diameter jaw eye	weight each
t	a	b	b	c	d	e	f	g	h	i	kg
	inch	inch	mm	mm	mm	mm	mm	mm	mm	mm	
2.36	3/4	6	369	487	439	24	38	16	16	41	2.59
2.36	3/4	9	444	640	514	24	38	16	16	41	3.13
2.36	3/4	12	520	792	590	24	38	16	16	41	3.42
2.36	3/4	18	670	1096	740	24	38	16	16	41	4.51
3.27	7/8	12	561	826	638	27	42	19	19	48	4.93
3.27	7/8	18	713	1132	790	27	42	19	19	48	6.41
4.54	1	6	447	554	532	31	50	22	20	54	5.18
4.54	1	12	598	859	683	31	50	22	20	54	6.43
4.54	1	18	750	1168	835	31	50	22	20	54	8.4
4.5	1	24	903	1470	988	31	50	22	20	54	8.9
6.9	1 1/4	12	641	914	748	44	71	29	26	68	11.2
6.9	1 1/4	18	803	1228	910	44	71	29	26	68	13.6
6.9	1 1/4	24	962	1539	1069	44	71	29	26	68	15
9.71	1 1/2	12	675	942	806	52	71	35	28	80	17
9.71	1 1/2	18	825	1244	956	52	71	35	28	80	19.3
9.71	1 1/2	24	980	1551	1111	52	71	35	28	80	20.7
12.7	1 3/4	18	938	1316	1092	60	86	41	33	90	25
12.7	1 3/4	24	1089	1621	1243	60	86	41	33	90	28.7
16.8	2	24	1151	1671	1338	63	93	51	40	107	45.4
27.2	2 1/2	24	1255	1831	1480	75	114	57	41	143	88
34	2 3/4	24	1348	1882	1604	90	110	70	41	158	98

CAD



G-6323



## Green Pin® turnbuckles Jaw - Jaw with safety bolt

generally to ASTM F1145-92

mm inch

- **Material** : drop forged high tensile steel SAE 1035 or 1045
- **Safety factor** : MBL equals 5 x WLL
- **Standard** : generally to ASTM F1145-92  
formerly U.S. Federal Specification FF-T-791b
- **Finish** : hot dipped galvanized
- **Certification** : 2.1 2.2 3.1

working load limit	diameter thread	take up	length closed position	length open position	length closed position	opening jaw	length inside	diameter pin	thickness jaw eye	diameter jaw eye	weight each
t	a	b	c	d	e	f	g	h	i	lbs	
0.54	3/8	6	10 3/4	16 1/8	11 31/32	15/32	13/16	9/32	11/32	13/16	1.21
1	1/2	6	11 31/32	17 5/32	13 17/32	5/8	1 1/32	13/32	7/16	1	2.12
1	1/2	9	14 29/32	23 5/32	16 1/2	5/8	1 1/32	13/32	7/16	1	2.60
1	1/2	12	17 15/16	29 1/8	19 1/2	5/8	1 1/32	13/32	7/16	1	3.31
1.59	5/8	6	13 5/8	18 1/2	16	23/32	1 9/32	1/2	9/16	1 5/16	3.86
1.59	5/8	9	16 19/32	24 1/2	18 29/32	23/32	1 9/32	1/2	9/16	1 5/16	4.72
1.59	5/8	12	19 5/8	30 7/16	21 15/16	23/32	1 9/32	1/2	9/16	1 5/16	5.36
2.36	3/4	6	14 17/32	19 3/16	17 5/16	15/16	1 17/32	5/8	5/8	1 5/8	5.95
2.36	3/4	9	17 17/32	25 3/16	20 1/4	15/16	1 17/32	5/8	5/8	1 5/8	7.12
2.36	3/4	12	20 1/2	31 5/32	23 1/4	15/16	1 17/32	5/8	5/8	1 5/8	7.87
2.36	3/4	18	26 11/32	43 5/32	29 1/8	15/16	1 17/32	5/8	5/8	1 5/8	10.03
3.27	7/8	12	22 3/32	32 17/32	25 1/8	1 3/32	1 11/16	3/4	3/4	1 29/32	11.51
3.27	7/8	18	28 1/32	44 9/16	31 3/32	1 3/32	1 11/16	3/4	3/4	1 29/32	14.46
4.54	1	6	17 5/8	21 13/16	20 15/16	1 1/4	1 31/32	7/8	25/32	2 1/8	12.21
4.54	1	12	23 9/16	33 13/16	26 7/8	1 1/4	1 31/32	7/8	25/32	2 1/8	15.34
4.54	1	18	29 17/32	46	32 7/8	1 1/4	1 31/32	7/8	25/32	2 1/8	18.52
4.5	1	24	35 9/16	57 7/8	38 29/32	1 1/4	1 31/32	7/8	25/32	2 1/8	19.62
6.9	1 1/4	12	25 5/16	36 1/32	29 7/16	1 3/4	2 25/32	1 1/8	1 1/32	2 11/16	26.2
6.9	1 1/4	18	31 23/32	48 7/8	35 13/16	1 3/4	2 25/32	1 1/8	1 1/32	2 11/16	30
6.9	1 1/4	24	37 15/16	60 11/16	42 3/32	1 3/4	2 25/32	1 1/8	1 1/32	2 11/16	31.3
9.71	1 1/2	12	26 9/16	37 3/32	31 3/4	2 1/32	2 25/32	1 3/8	1 1/8	3 5/32	40.8
9.71	1 1/2	18	32 1/2	48 31/32	37 5/8	2 1/32	2 25/32	1 3/8	1 1/8	3 5/32	42.5
9.71	1 1/2	24	38 19/32	61 1/16	43 3/4	2 1/32	2 25/32	1 3/8	1 1/8	3 5/32	48.5
12.7	1 3/4	18	36 29/32	51 13/16	43	2 11/32	3 3/8	1 5/8	1 5/16	3 9/16	66.1
12.7	1 3/4	24	42 7/8	63 13/16	48 15/16	2 11/32	3 3/8	1 5/8	1 5/16	3 9/16	72.8
16.8	2	24	45 13/32	65 7/8	52 11/16	2 1/2	3 11/16	1 31/32	1 19/32	4 3/16	110
27.2	2 1/2	24	49 13/32	72 3/32	58 9/32	2 15/16	4 1/2	2 1/4	1 5/8	5 5/8	203
34	2 3/4	24	53 3/32	74 3/32	63 5/32	3 9/16	4 5/16	2 3/4	1 5/8	6 3/16	240

CAD



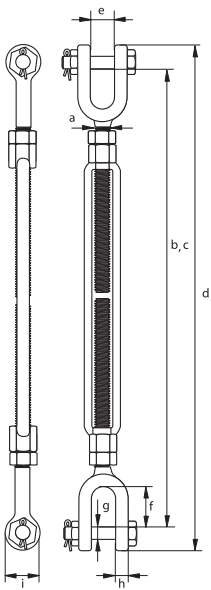
## Green Pin® turnbuckles Jaw - Jaw with safety bolt generally to ASTM F1145-92

mm inch

- **Material** : drop forged high tensile steel SAE 1035 or 1045
- **Safety factor** : MBL equals 5 x WLL
- **Standard** : generally to ASTM F1145-92  
formerly U.S. Federal Specification FF-T-791b
- **Finish** : hot dipped galvanized
- **Certification** : 2.1 2.2 3.1



G-6323

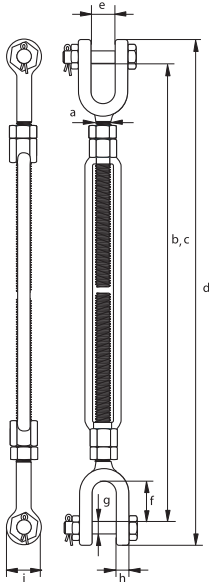


working load limit	diameter thread	take up	length closed position	length open position	length closed position	opening jaw	length inside	diameter pin	thickness jaw eye	diameter jaw eye	weight each
t	a	b	c	d	e	f	g	h	i	kg	
inch	inch	mm	mm	mm	mm	mm	mm	mm	mm	mm	
0.54	3/8	6	273	409	304	12	21	7	9	21	0.55
1	1/2	6	304	435	343	16	26	10	11	25	0.96
1	1/2	9	379	588	418	16	26	10	11	25	1.18
1	1/2	12	455	740	494	16	26	10	11	25	1.50
1.59	5/8	6	346	469	406	18	32	13	14	33	1.75
1.59	5/8	9	421	622	480	18	32	13	14	33	2.14
1.59	5/8	12	498	774	557	18	32	13	14	33	2.43
2.36	3/4	6	369	487	439	24	38	16	16	41	2.7
2.36	3/4	9	444	640	514	24	38	16	16	41	3.23
2.36	3/4	12	520	792	590	24	38	16	16	41	3.57
2.36	3/4	18	670	1096	740	24	38	16	16	41	4.55
3.27	7/8	12	561	826	638	27	42	19	19	48	5.22
3.27	7/8	18	713	1132	790	27	42	19	19	48	6.56
4.54	1	6	447	554	532	31	50	22	20	54	5.54
4.54	1	12	598	859	683	31	50	22	20	54	6.96
4.54	1	18	750	1168	835	31	50	22	20	54	8.4
4.5	1	24	903	1470	988	31	50	22	20	54	8.9
6.9	1 1/4	12	643	916	748	44	71	28	26	68	11.9
6.9	1 1/4	18	805	1230	910	44	71	28	26	68	13.6
6.9	1 1/4	24	964	1541	1069	44	71	28	26	68	14.2
9.71	1 1/2	12	675	942	806	52	71	35	28	80	18.5
9.71	1 1/2	18	825	1244	956	52	71	35	28	80	19.3
9.71	1 1/2	24	980	1551	1111	52	71	35	28	80	22
12.7	1 3/4	18	938	1316	1092	60	86	41	33	90	30
12.7	1 3/4	24	1089	1621	1243	60	86	41	33	90	33
16.8	2	24	1153	1673	1338	63	93	50	40	107	50
27.2	2 1/2	24	1255	1831	1480	75	114	57	41	143	92
34	2 3/4	24	1348	1882	1604	90	110	70	41	158	109

CAD



G-6333



## Green Pin® Polar turnbuckles Jaw - Jaw with safety bolt generally to ASTM F1145-92

mm inch

- **Material** : drop forged alloy steel, Grade 8, quenched and tempered
- **Safety factor** : MBL equals 5 x WLL
- **Standard** : generally to ASTM F1145-92  
formerly U.S. Federal Specification FF-T-791b
- **Finish** : hot dipped galvanized
- **Temperature Range** : -40°C up to +200°C
- **Certification** : 2.1 2.2 3.1
- **Note** : jaw ends up to and including 5/8" are fitted with bolts and nuts, sizes 3/4" and up are equipped with bolts, nuts and cotter pins

working load limit	diameter thread	take up	length closed position	length open position	length closed position	opening jaw	length inside	diameter pin	thickness jaw eye	diameter jaw eye	weight each
t	a	inch	b	c	d	e	f	g	h	i	lbs
1	1/2	12	17 15/16	29 1/8	19 1/2	5/8	1 1/32	13/32	7/16	1	3.31
1.59	5/8	12	19 5/8	30 7/16	21 15/16	23/32	1 9/32	1/2	9/16	1 5/16	5.11
2.36	3/4	18	26 11/32	43 5/32	29 1/8	15/16	1 17/32	5/8	5/8	1 5/8	10.08
3.27	7/8	18	28 1/32	44 9/16	31 3/32	1 3/32	1 11/16	3/4	3/4	1 29/32	14.33
4.54	1	18	29 17/32	46	32 7/8	1 1/4	1 31/32	7/8	25/32	2 1/8	18.52
6.9	1 1/4	18	31 23/32	48 7/8	35 13/16	1 3/4	2 25/32	1 1/8	1 1/32	2 11/16	30
9.71	1 1/2	18	32 1/2	48 31/32	37 5/8	2 1/32	2 25/32	1 3/8	1 1/8	3 5/32	46.5
12.7	1 3/4	18	36 29/32	51 13/16	43	2 11/32	3 3/8	1 5/8	1 5/16	3 9/16	66.1

CAD

6

7

8

9

10

11

12

13

14

15

16

17

18

19

20



# Green Pin® Polar turnbuckles Jaw - Jaw with safety bolt

generally to ASTM F1145-92

mm inch

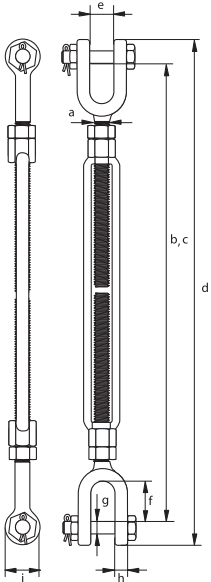


G-6333

- **Material** : drop forged alloy steel, Grade 8, quenched and tempered
- **Safety factor** : MBL equals 5 x WLL
- **Standard** : generally to ASTM F1145-92  
formerly U.S. Federal Specification FF-T-791b
- **Finish** : hot dipped galvanized
- **Temperature Range** : -40°C up to +200°C
- **Certification** : 2.1 2.2 3.1
- **Note** : jaw ends up to and including 5/8" are fitted with bolts and nuts, sizes 3/4" and up are equipped with bolts, nuts and cotter pins

working load limit	diameter thread	take up	length closed position	length open position	length closed position	opening jaw	length inside	diameter pin	thickness jaw eye	diameter jaw eye	weight each
t	a	inch	b	c	d	e	f	g	h	i	kg
1	1/2	12	455	740	494	16	26	10	11	25	1.50
1.59	5/8	12	498	774	557	18	32	13	14	33	2.32
2.36	3/4	18	670	1096	740	24	38	16	16	41	4.57
3.27	7/8	18	713	1132	790	27	42	19	19	48	6.5
4.54	1	18	750	1168	835	31	50	22	20	54	8.4
6.9	1 1/4	18	805	1230	910	44	71	28	26	68	13.6
9.71	1 1/2	18	825	1244	956	52	71	35	28	80	21.1
12.7	1 3/4	18	938	1316	1092	60	86	41	33	90	30

CAD







**Green Pin® turnbuckles Eye - Eye**

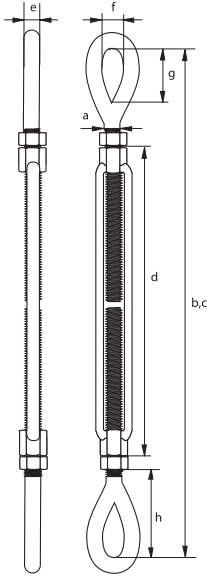
generally to ASTM F1145-92

mm inch

- **Material** : drop forged high tensile steel SAE 1035 or 1045
- **Safety factor** : MBL equals 5 x WLL
- **Standard** : generally to ASTM F1145-92  
formerly U.S. Federal Specification FF-T-791b
- **Finish** : hot dipped galvanized
- **Certification** : 2.1 2.2 3.1



G-6311



working load limit	diameter thread	take up	length closed position	length open position	length	diameter	width inside	length inside	length closed position	weight each
t	a	b	c	d	e	f	g	h		lbs
inch	inch	inch	inch	inch	inch	inch	inch	inch	inch	
0.54	3/8	6	11 17/32	16 7/8	7 3/16	13/32	1/2	1 5/32	1 15/16	1.06
1	1/2	6	12 25/32	17 15/16	7 19/32	15/32	23/32	1 7/16	2 9/32	1.79
1	1/2	9	15 3/4	23 15/16	10 5/8	15/32	23/32	1 7/16	2 1/4	2.36
1	1/2	12	18 3/4	29 29/32	13 5/8	15/32	23/32	1 7/16	2 1/4	2.84
1.59	5/8	6	14 15/16	19 13/16	8	9/16	13/16	1 25/32	3 1/8	2.93
1.59	5/8	9	17 15/16	25 13/16	11 1/32	9/16	13/16	1 25/32	3 3/32	3.55
1.59	5/8	12	20 29/32	31 13/16	14	9/16	13/16	1 25/32	3 3/32	4.32
2.36	3/4	6	16 9/32	20 15/16	8 7/16	11/16	1 1/32	2 1/8	3 17/32	4.48
2.36	3/4	9	19 5/16	26 15/16	11 1/2	11/16	1 1/32	2 1/8	3 17/32	5.45
2.36	3/4	12	22 3/16	32 15/16	14 7/16	11/16	1 1/32	2 1/8	3 1/2	6.39
2.36	3/4	18	28 1/4	45	20 7/16	11/16	1 1/32	2 1/8	3 17/32	8.69
3.27	7/8	12	23 25/32	34 1/4	14 13/16	25/32	1 9/32	2 3/8	3 31/32	9.5
3.27	7/8	18	29 3/4	46 7/32	20 13/16	25/32	1 9/32	2 3/8	3 31/32	12.15
4.54	1	6	19 5/8	23 25/32	9 1/4	15/16	1 1/2	3	4 5/8	9.59
4.54	1	12	25 9/16	35 25/32	15 1/4	15/16	1 1/2	3	4 19/32	12.68
4.54	1	18	31 17/32	47 27/32	21 1/4	15/16	1 1/2	3	4 19/32	16.03
4.5	1	24	37 1/2	59 25/32	27 1/4	15/16	1 1/2	3	4 9/16	16.58
6.9	1 1/4	12	28	38 25/32	15 5/32	1 5/32	1 7/8	3 19/32	5 23/32	20.46
6.9	1 1/4	18	33 15/16	50 11/16	21 5/32	1 5/32	1 7/8	3 19/32	5 11/16	24.5
6.9	1 1/4	24	39 31/32	60 7/32	27 5/32	1 5/32	1 7/8	3 19/32	5 11/16	26.7
9.71	1 1/2	12	29 3/4	40 9/32	15 25/32	1 9/32	2 5/32	4 5/32	6 1/8	31.3
9.71	1 1/2	18	36 1/32	52 9/16	21 25/32	1 9/32	2 5/32	4 5/32	6 9/32	34.8
9.71	1 1/2	24	41 15/16	64 13/32	27 25/32	1 9/32	2 5/32	4 5/32	6 3/16	37.7
12.7	1 3/4	18	40 5/32	54 15/16	22 23/32	1 17/32	2 3/8	4 23/32	7 3/4	51
12.7	1 3/4	24	46 1/8	67 1/16	28 23/32	1 17/32	2 3/8	4 23/32	7 23/32	58
16.8	2	24	49 25/32	70 1/4	29 7/16	1 13/16	2 23/32	5 25/32	9 3/32	89.7
27.2	2 1/2	24	56 5/16	76 5/32	31 9/16	2	3 5/32	6 1/2	10 25/32	141
34	2 3/4	24	57 3/32	78 9/32	31 9/16	2 1/4	3 5/16	7	11 3/16	194

CAD

6  
7  
8  
9  
10  
11  
12  
13  
14  
15  
16  
17  
18  
19  
20

# Green Pin® turnbuckles Eye - Eye

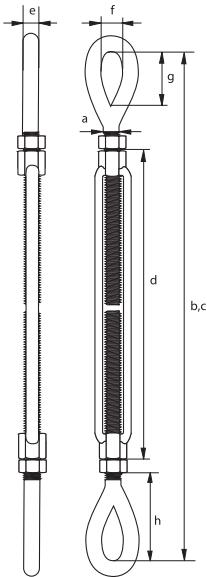
generally to ASTM F1145-92

mm inch

- **Material** : drop forged high tensile steel SAE 1035 or 1045
- **Safety factor** : MBL equals 5 x WLL
- **Standard** : generally to ASTM F1145-92  
formerly U.S. Federal Specification FF-T-791b
- **Finish** : hot dipped galvanized
- **Certification** : 2.1 2.2 3.1



G-6311

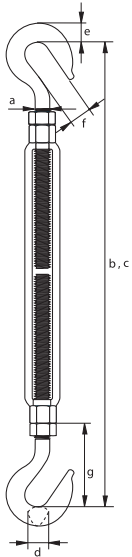


working load limit	diameter thread	take up	length closed position	length open position	length	diameter	width inside	length inside	length closed position	weight each
t	a	b	c	d	e	f	g	h	h	kg
inch	inch	mm	mm	mm	mm	mm	mm	mm	mm	
0.54	3/8	6	292	428	183	10	13	29	49	0.48
1	1/2	6	325	455	193	12	18	36	58	0.81
1	1/2	9	400	608	270	12	18	36	57	1.07
1	1/2	12	476	760	346	12	18	36	57	1.29
1.59	5/8	6	380	503	203	14	21	45	79	1.33
1.59	5/8	9	455	656	280	14	21	45	78	1.61
1.59	5/8	12	531	808	356	14	21	45	78	1.96
2.36	3/4	6	413	532	214	17	26	54	89	2.03
2.36	3/4	9	490	685	291	17	26	54	89	2.47
2.36	3/4	12	564	837	367	17	26	54	88	2.9
2.36	3/4	18	718	1143	519	17	26	54	89	3.94
3.27	7/8	12	604	870	377	20	32	61	101	4.31
3.27	7/8	18	756	1174	529	20	32	61	101	5.51
4.54	1	6	498	604	234	24	37	76	118	4.35
4.54	1	12	649	909	387	24	37	76	117	5.75
4.54	1	18	801	1215	539	24	37	76	117	7.27
4.5	1	24	952	1518	692	24	37	76	116	7.52
6.9	1 1/4	12	712	985	385	29	47	91	145	9.28
6.9	1 1/4	18	862	1287	537	29	47	91	144	11.1
6.9	1 1/4	24	1015	1592	690	29	47	91	144	12.1
9.71	1 1/2	12	756	1023	401	32	55	106	156	14.2
9.71	1 1/2	18	916	1335	553	32	55	106	160	15.8
9.71	1 1/2	24	1065	1636	706	32	55	106	158	17.1
12.7	1 3/4	18	1020	1396	577	38	61	120	197	23.1
12.7	1 3/4	24	1171	1703	730	38	61	120	196	26.3
16.8	2	24	1264	1784	748	46	69	147	230	40.7
27.2	2 1/2	24	1430	1934	802	51	80	165	274	64
34	2 3/4	24	1450	1988	802	57	84	178	284	88

CAD



G-6312



## Green Pin® turnbuckles Hook - Hook

generally to ASTM F1145-92

mm inch

- **Material** : drop forged high tensile steel SAE 1035 or 1045
- **Safety factor** : MBL equals 5 x WLL
- **Standard** : generally to ASTM F1145-92  
formerly U.S. Federal Specification FF-T-791b
- **Finish** : hot dipped galvanized
- **Certification** : 2.1 2.2 3.1

working load limit	diameter thread	take up	length closed position	length open position	thickness hook	thickness hook	opening hook	length closed position	weight each
t	a	b	b	c	d	e	f	g	lbs
	inch	inch	inch	inch	inch	inch	inch	inch	
0.54	3/8	6	10 15/16	16 11/32	1/2	5/8	19/32	1 11/16	1.17
1	1/2	6	12	17 1/8	5/8	7/8	5/8	1 29/32	2.05
1	1/2	9	14 15/16	23 1/8	5/8	7/8	5/8	1 7/8	2.56
0.68	1/2	12	17 31/32	29 3/32	1/2	3/4	5/8	1 7/8	2.95
1.02	5/8	6	14	18 7/8	5/8	29/32	13/16	2 5/8	2.16
1.59	5/8	9	17	24 7/8	25/32	15/16	13/16	2 19/32	4.32
1.02	5/8	12	19 31/32	30 13/16	5/8	29/32	13/16	2 19/32	3.77
2.36	3/4	6	15 1/2	20 1/8	7/8	1 3/32	15/16	3 1/8	3.37
1.36	3/4	9	18 7/16	26 1/8	25/32	1 3/32	15/16	3 3/32	4.14
2.36	3/4	12	21 7/16	32 1/8	7/8	1 3/32	15/16	3 3/32	7.21
2.36	3/4	18	27 3/8	44 3/8	7/8	1 3/32	15/16	3 3/32	9.92
2.27	1	6	18 7/8	23 3/32	1 1/32	1 3/8	1 1/4	4 9/32	8.53
4.54	1	12	24 19/32	34 7/8	1 1/32	1 3/8	1 1/4	4 5/32	14.64
2.27	1	18	30 19/32	46 29/32	1 1/32	1 3/8	1 1/4	4 5/32	13.23
2.27	1	24	36 17/32	58 3/4	1 1/32	1 3/8	1 1/4	4 1/8	16.58

CAD

6

7

8

9

10

11

12

13

14

15

16

17

18

19

20

# Green Pin® turnbuckles Hook - Hook

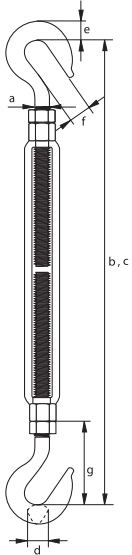
generally to ASTM F1145-92

mm inch

- **Material** : drop forged high tensile steel SAE 1035 or 1045
- **Safety factor** : MBL equals 5 x WLL
- **Standard** : generally to ASTM F1145-92  
formerly U.S. Federal Specification FF-T-791b
- **Finish** : hot dipped galvanized
- **Certification** : 2.1 2.2 3.1



G-6312

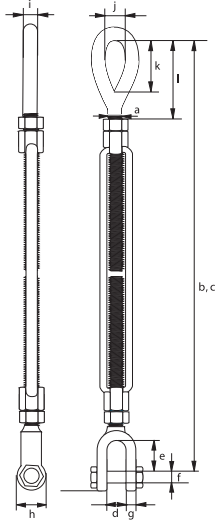


working load limit	diameter thread	take up	length closed position	length open position	thickness hook	thickness hook	opening hook	length closed position	weight each
t	a	b	c	d	e	f	g		
	inch	inch	mm	mm	mm	mm	mm	mm	kg
0.54	3/8	6	278	415	13	16	15	42	0.53
1	1/2	6	305	434	16	22	16	48	0.93
1	1/2	9	380	587	16	22	16	47	1.16
0.68	1/2	12	456	739	13	19	16	47	1.34
1.02	5/8	6	356	479	16	23	21	67	0.98
1.59	5/8	9	431	632	20	24	21	66	1.96
1.02	5/8	12	507	784	16	23	21	66	1.71
2.36	3/4	6	393	511	22	27	24	79	1.53
1.36	3/4	9	468	664	20	27	24	78	1.88
2.36	3/4	12	544	816	22	27	24	78	3.27
2.36	3/4	18	696	1122	22	27	24	78	4.5
2.27	1	6	479	586	26	35	31	109	3.87
4.54	1	12	625	886	26	35	31	106	6.64
2.27	1	18	778	1191	26	35	31	106	6
2.27	1	24	928	1495	26	35	31	105	7.52

CAD



G-6315



## Green Pin® turnbuckles Eye - Jaw

generally to ASTM F1145-92

mm inch

- **Material** : drop forged high tensile steel SAE 1035 or 1045
- **Safety factor** : MBL equals 5 x WLL
- **Standard** : generally to ASTM F1145-92  
formerly U.S. Federal Specification FF-T-791b
- **Finish** : hot dipped galvanized
- **Certification** : 2.1 2.2 3.1
- **Note** : jaw ends up to and including 5/8" are fitted with bolts and nuts, sizes 3/4" and up are equipped with pins and cotters.

working load limit	diameter thread	take up	length closed position	length open position	opening jaw	length inside jaw	diameter pin jaw	thickness eye jaw	diameter eye jaw	diameter eye jaw	diameter eye jaw	width inside eye	length inside eye	length closed position	weight each
t	a	b	c	d	e	f	g	h	i	j	k	l	m	n	o
inch	inch	inch	inch	inch	inch	inch	inch	inch	inch	inch	inch	inch	inch	inch	lbs
0.54	3/8	6	11 5/32	16 1/2	15/32	13/16	5/16	11/32	13/16	13/32	1/2	1 5/32	1 15/16	1.15	
1	1/2	6	12 3/8	17 19/32	5/8	1 1/32	13/32	7/16	1	15/32	23/32	1 7/16	2 9/32	1.94	
1	1/2	9	15 11/32	23 9/16	5/8	1 1/32	13/32	7/16	1	15/32	23/32	1 7/16	2 1/4	2.49	
1	1/2	12	18 11/32	29 9/16	5/8	1 1/32	13/32	7/16	1	15/32	23/32	1 7/16	2 1/4	3.02	
1.59	5/8	6	14 9/32	19 5/32	23/32	1 9/32	1/2	9/16	1 5/16	9/16	13/16	1 25/32	3 1/8	3.42	
1.59	5/8	9	17 9/32	25 5/32	23/32	1 9/32	1/2	9/16	1 5/16	9/16	13/16	1 25/32	3 3/32	4.06	
1.59	5/8	12	20 1/4	31 5/32	23/32	1 9/32	1/2	9/16	1 5/16	9/16	13/16	1 25/32	3 3/32	4.78	
2.36	3/4	6	15 3/8	20 3/32	15/16	1 17/32	5/8	5/8	1 5/8	11/16	1 1/32	2 1/8	3 17/32	5.03	
2.36	3/4	9	18 3/8	26 3/32	15/16	1 17/32	5/8	5/8	1 5/8	11/16	1 1/32	2 1/8	3 17/32	6.22	
2.36	3/4	12	21 11/32	32 3/32	15/16	1 17/32	5/8	5/8	1 5/8	11/16	1 1/32	2 1/8	3 1/2	6.5	
2.36	3/4	18	27 5/16	44 3/32	15/16	1 17/32	5/8	5/8	1 5/8	11/16	1 1/32	2 1/8	3 17/32	7.28	
3.27	7/8	12	22 15/16	33 3/8	1 3/32	1 11/16	3/4	3/4	1 29/32	25/32	1 9/32	2 3/8	3 31/32	9.59	
3.27	7/8	18	28 29/32	45 13/32	1 3/32	1 11/16	3/4	3/4	1 29/32	25/32	1 9/32	2 3/8	3 31/32	12.04	
4.54	1	6	18 5/8	22 25/32	1 1/4	1 31/32	7/8	25/32	2 1/8	15/16	1 1/2	3	4 5/8	10.27	
4.54	1	12	24 9/16	34 25/32	1 1/4	1 31/32	7/8	25/32	2 1/8	15/16	1 1/2	3	4 19/32	13.1	
4.54	1	18	30 17/32	46 27/32	1 1/4	1 31/32	7/8	25/32	2 1/8	15/16	1 1/2	3	4 19/32	17.59	
4.5	1	24	36 17/32	58 13/16	1 1/4	1 31/32	7/8	25/32	2 1/8	15/16	1 1/2	3	4 9/16	18.41	
6.9	1 1/4	12	26 5/8	37 3/8	1 3/4	2 25/32	1 5/32	1 1/32	2 11/16	1 5/32	1 7/8	3 19/32	5 23/32	22.9	
6.9	1 1/4	18	32 25/32	49 17/32	1 3/4	2 25/32	1 5/32	1 1/32	2 11/16	1 5/32	1 7/8	3 19/32	5 11/16	24.3	
6.9	1 1/4	24	38 15/16	61 21/32	1 3/4	2 25/32	1 5/32	1 1/32	2 11/16	1 5/32	1 7/8	3 19/32	5 11/16	28.4	
9.71	1 1/2	12	28 5/32	38 23/32	2 1/32	2 25/32	1 3/8	1 1/8	3 5/32	1 9/32	2 5/32	4 5/32	6 1/8	28.9	
9.71	1 1/2	18	34 9/32	50 25/32	2 1/32	2 25/32	1 3/8	1 1/8	3 5/32	1 9/32	2 5/32	4 5/32	6 9/32	32.4	
9.71	1 1/2	24	40 9/32	60 3/4	2 1/32	2 25/32	1 3/8	1 1/8	3 5/32	1 9/32	2 5/32	4 5/32	6 3/16	39.2	
12.7	1 3/4	18	38 9/16	53 13/32	2 11/32	3 3/8	1 5/8	1 5/16	3 9/16	1 17/32	2 3/8	4 23/32	7 3/4	49.2	
12.7	1 3/4	24	44 1/2	65 7/16	2 11/32	3 3/8	1 5/8	1 5/16	3 9/16	1 17/32	2 3/8	4 23/32	7 23/32	60.6	
16.8	2	24	47 9/16	68 1/32	2 1/2	3 11/16	2	1 19/32	4 3/16	1 13/16	2 23/32	5 25/32	9 3/32	94.6	
27.2	2 1/2	24	52 7/8	74 25/32	2 15/16	4 1/2	2 1/4	1 5/8	5 5/8	2	3 5/32	6 1/2	10 25/32	150	
34	2 3/4	24	55 3/32	76 29/32	3 9/16	4 5/16	2 3/4	1 5/8	6 3/16	2 1/4	3 5/16	7	11 3/16	200	

CAD

# Green Pin® turnbuckles Eye - Jaw

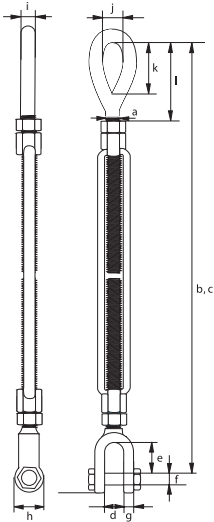
generally to ASTM F1145-92

mm inch

- **Material** : drop forged high tensile steel SAE 1035 or 1045
- **Safety factor** : MBL equals 5 x WLL
- **Standard** : generally to ASTM F1145-92  
formerly U.S. Federal Specification FF-T-791b
- **Finish** : hot dipped galvanized
- **Certification** : 2.1 2.2 3.1
- **Note** : jaw ends up to and including 5/8" are fitted with bolts and nuts, sizes 3/4" and up are equipped with pins and cotters.



G-6315



working load limit	diameter thread	take up	length closed position	length open position	opening jaw	length inside jaw	diameter pin jaw	thickness eye jaw	diameter eye jaw	diameter eye	width inside eye	length inside eye	length closed position	weight each
t	a	b	c	d	e	f	g	h	i	j	k	l	kg	
0.54	3/8	6	283	418	12	21	8	9	21	10	13	29	49	0.52
1	1/2	6	315	446	16	26	10	11	25	12	18	36	58	0.88
1	1/2	9	390	598	16	26	10	11	25	12	18	36	57	1.13
1	1/2	12	466	751	16	26	10	11	25	12	18	36	57	1.37
1.59	5/8	6	363	486	18	32	13	14	33	14	21	45	79	1.55
1.59	5/8	9	438	639	18	32	13	14	33	14	21	45	78	1.84
1.59	5/8	12	514	790	18	32	13	14	33	14	21	45	78	2.17
2.36	3/4	6	391	510	24	38	16	16	41	17	26	54	89	2.28
2.36	3/4	9	467	663	24	38	16	16	41	17	26	54	89	2.82
2.36	3/4	12	542	815	24	38	16	16	41	17	26	54	88	2.95
2.36	3/4	18	694	1120	24	38	16	16	41	17	26	54	89	3.30
3.27	7/8	12	583	848	27	42	19	19	48	20	32	61	101	4.35
3.27	7/8	18	735	1153	27	42	19	19	48	20	32	61	101	5.46
4.54	1	6	473	579	31	50	22	20	54	24	37	76	118	4.66
4.54	1	12	624	884	31	50	22	20	54	24	37	76	117	5.94
4.54	1	18	776	1190	31	50	22	20	54	24	37	76	117	7.98
4.5	1	24	928	1494	31	50	22	20	54	24	37	76	116	8.35
6.9	1 1/4	12	677	950	44	71	29	26	68	29	47	91	145	10.4
6.9	1 1/4	18	833	1258	44	71	29	26	68	29	47	91	144	11
6.9	1 1/4	24	989	1566	44	71	29	26	68	29	47	91	144	12.9
9.71	1 1/2	12	716	983	52	71	35	28	80	32	55	106	156	13.1
9.71	1 1/2	18	871	1290	52	71	35	28	80	32	55	106	160	14.7
9.71	1 1/2	24	1023	1594	52	71	35	28	80	32	55	106	158	17.8
12.7	1 3/4	18	979	1356	60	86	41	33	90	38	61	120	197	22.3
12.7	1 3/4	24	1130	1662	60	86	41	33	90	38	61	120	196	27.5
16.8	2	24	1208	1728	63	93	51	40	107	46	69	147	230	42.9
27.2	2 1/2	24	1343	1899	75	114	57	41	143	51	80	165	274	68
34	2 3/4	24	1399	1953	90	110	70	41	158	57	84	178	284	91

CAD



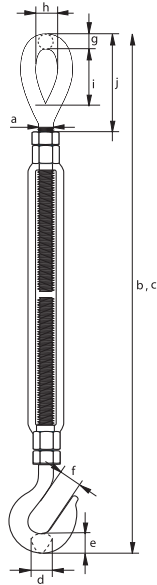
## Green Pin® turnbuckles Eye - Hook

generally to ASTM F1145-92

- **Material** : drop forged high tensile steel SAE 1035 or 1045
- **Safety factor** : MBL equals 5 x WLL
- **Standard** : generally to ASTM F1145-92  
formerly U.S. Federal Specification FF-T-791b
- **Finish** : hot dipped galvanized
- **Certification** : [2.1](#) [2.2](#) [3.1](#)



G-6314



working load limit	diameter thread	take up	length closed position	length open position	thickness hook	thickness hook	opening hook	diameter eye	width inside eye	length inside eye	length closed position	weight each
t	a inch	inch	b mm	c mm	d mm	e mm	f mm	g mm	h mm	i mm	j mm	kg
0.54	3/8	6	285	422	13	16	15	10	13	29	49	0.47
1	1/2	6	315	445	16	22	16	12	18	36	58	0.82
1	1/2	9	390	598	16	22	16	12	18	36	57	1.06
0.68	1/2	12	466	750	13	19	16	12	18	36	57	1.28
1.02	5/8	6	368	491	16	23	21	14	21	45	79	1.31
1.59	5/8	9	443	644	20	24	21	14	21	45	78	1.56
1.02	5/8	12	519	796	16	23	21	14	21	45	78	1.71
2.36	3/4	6	403	521	22	27	24	17	26	54	89	2.04
1.36	3/4	9	479	675	20	27	24	17	26	54	89	4.49
2.36	3/4	12	554	827	22	27	24	17	26	54	88	2.3
2.36	3/4	18	707	1133	22	27	24	17	26	54	89	2.85
2.27	1	6	488	595	26	35	31	24	36	75	118	3.87
4.54	1	12	636	897	26	35	31	24	36	75	117	5.09
2.27	1	18	789	1202	26	35	31	24	36	75	117	6
2.27	1	24	939	1506	26	35	31	24	36	75	116	7.52

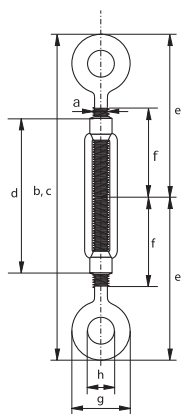
In inch

working load limit	diameter thread	take up	length closed position	length open position	thickness hook	thickness hook	opening hook	diameter eye	width inside eye	length inside eye	length closed position	weight each
t	a inch	inch	b inch	c inch	d inch	e inch	f inch	g inch	h inch	i inch	j inch	lbs
0.54	3/8	6	11 1/4	16 5/8	1/2	5/8	19/32	13/32	1/2	1 5/32	1 15/16	1.04
1	1/2	6	12 3/8	17 9/16	5/8	7/8	5/8	15/32	23/32	1 7/16	2 9/32	1.81
1	1/2	9	15 11/32	23 9/16	5/8	7/8	5/8	15/32	23/32	1 7/16	2 1/4	2.34
0.68	1/2	12	18 11/32	29 17/32	1/2	3/4	5/8	15/32	23/32	1 7/16	2 1/4	2.82
1.02	5/8	6	14 1/2	19 11/32	5/8	29/32	13/16	9/16	13/16	1 25/32	3 1/8	2.89
1.59	5/8	9	17 1/2	25 11/32	25/32	15/16	13/16	9/16	13/16	1 25/32	3 3/32	3.44
1.02	5/8	12	20 7/16	31 5/16	5/8	29/32	13/16	9/16	13/16	1 25/32	3 3/32	3.77
2.36	3/4	6	15 7/8	20 17/32	7/8	1 3/32	15/16	11/16	1 1/32	2 1/8	3 17/32	4.5
1.36	3/4	9	18 7/8	26 9/16	25/32	1 3/32	15/16	11/16	1 1/32	2 1/8	3 17/32	9.9
2.36	3/4	12	21 13/16	32 9/16	7/8	1 3/32	15/16	11/16	1 1/32	2 1/8	3 1/2	5.07
2.36	3/4	18	27 13/16	44 5/8	7/8	1 3/32	15/16	11/16	1 1/32	2 1/8	3 17/32	6.28
2.27	1	6	19 1/4	23 7/16	1 1/32	1 3/8	1 1/4	15/16	1 7/16	2 15/16	4 5/8	8.53
4.54	1	12	25 1/32	35 5/16	1 1/32	1 3/8	1 1/4	15/16	1 7/16	2 15/16	4 19/32	11.22
2.27	1	18	31 1/32	47 5/16	1 1/32	1 3/8	1 1/4	15/16	1 7/16	2 15/16	4 19/32	13.23
2.27	1	24	36 15/16	59 5/16	1 1/32	1 3/8	1 1/4	15/16	1 7/16	2 15/16	4 9/16	16.58

CAD



E-6351



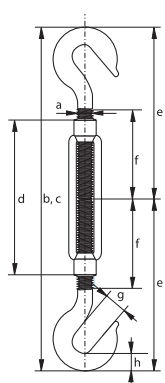
## Rigging screws Eye - Eye according to DIN 1480

- Material : drop forged mild steel
- Standard : DIN 1480
- Finish : electro-galvanized
- Certification : 2.1

diameter thread	length closed position	length open position	length body	length end fitting	length thread	diameter eye outside	diameter eye inside	weight each
a	b	c	d	e	f	g	h	kg
mm	mm	mm	mm	mm	mm	mm	mm	
5	114	170	70	57	35	16	8	0.07
6	160	246	110	80	55	20	9	0.11
8	168	248	110	84	57	22	10	0.2
10	210	300	125	105	68	31	14	0.28
12	222	305	125	110	70	35	16	0.43
14	244	334	140	123	75	40	18	0.61
16	300	416	170	143	88	47	22	1
20	334	466	200	165	105	52	24	1.6
22	372	527	220	185	118	60	27	2.2
24	410	587	255	208	135	65	27	2.8
30	440	605	255	220	135	71	31	4.1
33	490	690	295	245	148	88	36	6
36	554	740	295	277	158	94	38	8.5
42	600	800	330	300	170	110	49	11



E-6352



## Rigging screws Hook - Hook according to DIN 1480

- Material : drop forged mild steel
- Standard : DIN 1480
- Finish : electro-galvanized
- Certification : 2.1

diameter thread	length closed position	length open position	length body	length end fitting	length thread	opening hook	thickness hook	weight each
a	b	c	d	e	f	g	h	kg
mm	mm	mm	mm	mm	mm	mm	mm	
6	184	270	110	92	55	8	15	0.11
8	200	280	110	100	57	10.5	15	0.2
10	234	323	125	117	68	13	11	0.28
12	260	343	125	130	70	16	13	0.43
14	278	368	140	139	75	18	15	0.61
16	322	438	170	161	88	20	17	1
20	382	514	200	191	105	21	21	1.6
22	456	601	220	228	118	24	28	2.2
24	496	673	255	248	135	26	33	2.8
30	550	715	255	275	135	34	35	4.1
33	600	799	295	300	148	38	40	6
36	640	825	295	320	158	46	45	8.3

6

7

8

9

10

11

12

13

14

15

16

17

18

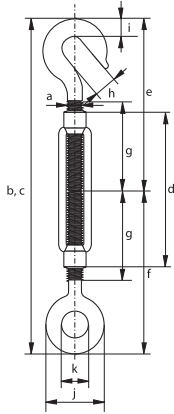
19

20





E-6354



## Rigging screws Eye - Hook

according to DIN 1480

- Material : drop forged mild steel
- Standard : DIN 1480
- Finish : electro-galvanized
- Certification : 2.1

diameter thread	length closed position	length open position	length body	length end fitting	length end fitting	length thread	opening hook	thickness hook	diameter eye outside	diameter eye inside	weight each
a	b	c	d	e	f	g	h	i	j	k	kg
mm	mm	mm	mm	mm	mm	mm	mm	mm	mm	mm	kg
5	125	180	70	56	57	35	7	12	16	8	0.07
6	172	258	110	77	80	55	8	15	20	9	0.11
8	184	264	110	85	84	57	10.5	15	22	10	0.2
10	222	311	125	106	105	68	13	11	31	14	0.28
12	241	324	125	117	111	70	16	13	35	16	0.43
14	261	351	140	124	122	75	18	15	40	18	0.61
16	311	427	170	144	150	88	20	17	47	22	1
20	358	490	200	170	167	105	21	21	52	24	1.6
22	414	559	220	200	186	118	24	28	60	27	2.2
24	453	630	255	215	205	135	26	33	65	27	2.8
30	495	660	255	240	220	135	34	35	71	31	4.1
33	545	744	295	260	245	148	38	40	88	36	6
36	597	782	295	275	277	158	46	45	94	38	8.4

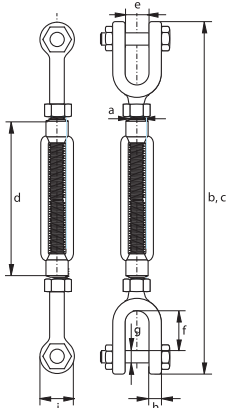
## Rigging screws Jaw - Jaw

according to DIN 1480

- Material : drop forged mild steel
- Standard : DIN 1480
- Finish : electro-galvanized
- Note : supplied with locking nuts
- Certification : 2.1



E-6353



diameter thread	length closed position	length open position	length body	opening jaw	length inside	diameter pin	thickness jaw eye	diameter jaw eye	weight each
a	b	c	d	e	f	g	h	i	kg
mm	mm	mm	mm	mm	mm	mm	mm	mm	kg
6	191	277	110	7.5	12	M 6	5	13	0.16
8	194	274	110	8.5	12	M 6	6	14	0.21
10	236	325	125	11	16	M 8	8	18	0.38
12	266	349	125	13	20	M 10	10	24	0.66
14	316	406	140	16	30	M 12	12	28	1.15
16	374	490	170	18	38	M 12	12	32	1.45
20	438	570	200	20	42	M 16	16	38	2.61
22	466	611	220	22	44	M 18	18	40	3.24
24	514	691	255	24	46	M 20	20	42	4.35
30	544	709	255	30	50	M 24	22	46	6.48

6

7

8

9

10

11

12

13

14

15

16

17

18

19

20

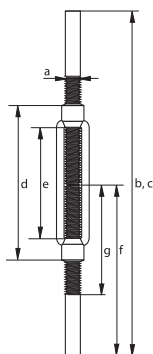
## Rigging screws with Welding Ends

according to DIN 1480

- **Material** : drop forged mild steel
- **Standard** : DIN 1480
- **Finish** : Body : electro-galvanized  
Welding ends : self coloured
- **Certification** : 2.1



E-6355



diameter thread	length closed position	length open position	length body	length body inside	length stub-ends	length thread	weight per 100 pcs
a	b	c	d	e	f	g	kg
mm	mm	mm	mm	mm	mm	mm	
6	240	326	110	86	120	65	9.3
8	240	320	110	80	120	65	14
10	300	389	125	89	150	75	29
12	300	383	125	83	150	75	40
14	330	420	140	90	165	85	66
16	400	516	170	116	200	100	89
20	440	572	200	132	220	120	160
22	440	585	220	145	220	130	227
24	520	697	255	177	260	150	282
30	520	685	255	165	260	160	423
36	600	780	295	185	300	180	710

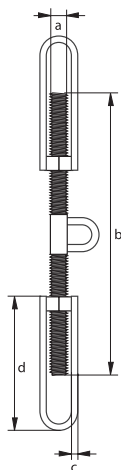
## Turnbuckles (hamburgers)

for deck lashing

- **Material** : mild steel
- **Finish** : self coloured
- **Certification** : 2.1



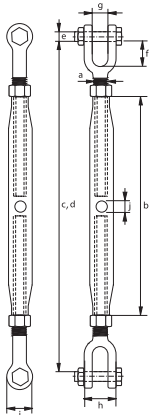
S-6330



minimum breaking load	diameter thread	length thread	diameter bow	length bow	weight each
t	a	b	c	d	kg
	mm	mm	mm	mm	
13	24	400	16	210	2.8
13	24	500	16	260	3.8
18	27	400	18	210	4.4
18	27	500	18	260	5.5
20	30	400	20	210	5
20	30	500	20	260	6.3
21	36	400	20	210	7
21	36	500	20	260	8.8



G-6343



## Closed body rigging screws

### Jaw - Jaw

- **Material** : mild steel
- **Safety factor** : MBL equals 5 x WLL,
- **Finish** : hot dipped galvanized
- **Certification** : 2.1 2.2
- **Note** : end fittings of 6 and 8 mm rigging screws are electro-galvanized

working load limit	diameter thread	length body	length closed position	length open position	diameter pin	length inside	opening jaw	width jaw	diameter jaw eye	diameter hole	weight each
t	a mm	b mm	c mm	d mm	e mm	f mm	g mm	h mm	i mm	j mm	kg
0.2	6	100	170	250	5	16	7	20	13	6	0.15
0.32	8	108	199	279	6	22	9	24	14	8	0.26
0.5	10	125	222	312	8	22	10.5	28	19	8	0.45
0.7	12	195	315	470	10	27	13	34	23	10	0.85
1.2	16	230	388	568	12	33	18	42	29	11	1.51
1.5	20	270	449	654	16	38	20	51	33	12	2.62
2.2	22	295	490	715	20	45	25	55	38	12	3.94
3.2	24	325	538	793	22	52	30	70	46	12	5.16
4.8	33	370	680	965	30	70	38	82	60	14	11.6
6	39	400	707	1002	33	70	45	85	76	15	14.2
8.5	45	400	761	1011	39	86	50	94	85	16	20.8
11	48	400	780	1005	45	97	58	98	92	16	24

6

7

8

9

10

11

12

13

14

15

16

17

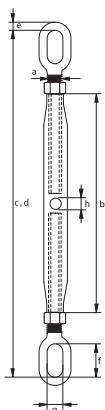
18

19

20



G-6340



## Closed body rigging screws

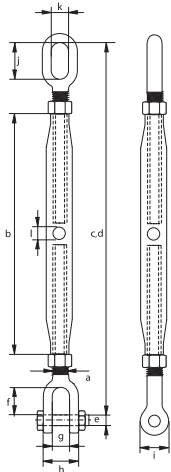
### Eye - Eye

- **Material** : mild steel
- **Safety factor** : MBL equals 5 x WLL,
- **Finish** : hot dipped galvanized
- **Certification** : 2.1 2.2
- **Note** : end fittings of 6 and 8 mm rigging screws are electro-galvanized

working load limit	diameter thread	length body	length closed position	length open position	diameter	length eye inside	width eye inside	diameter hole	weight each
t	a mm	b mm	c mm	d mm	e mm	f mm	g mm	h mm	kg
0.2	6	100	160	240	5.5	11	11	6	0.12
0.32	8	108	175	255	6	12	12	8	0.19
0.5	10	125	205	300	8.5	13	13	8	0.34
0.7	12	195	320	480	11	30	15	10	0.77
1.2	16	230	380	555	12	40	20	11	1.31
1.5	20	270	455	660	16	50	24	12	2.36
2.2	22	295	495	720	16	50	24	12	2.94
3.2	24	325	540	790	19	56	28	12	3.86
4.8	33	370	660	940	29	70	35	14	8.95
6	39	400	720	1020	35	80	40	15	11
8.5	45	400	721	879	31	49	49	16	13.4
11	48	400	767	1032	37	52	52	16	17.9



G-6345



## Closed body rigging screws

### Eye - Jaw

- **Material** : mild steel
- **Safety factor** : MBL equals 5 x WLL,
- **Finish** : hot dipped galvanized
- **Certification** : 2.1 2.2
- **Note** : end fittings of 6 and 8 mm rigging screws are electro-galvanized

working load limit	diameter thread	length body	length closed position	length open position	diameter pin	length jaw inside	opening jaw	width jaw	diameter jaw eye	length eye inside	width eye inside	diameter hole	weight each
t	a mm	b mm	c mm	d mm	e mm	f mm	g mm	h mm	i mm	j mm	k mm	l mm	kg
0.2	6	100	165	247	5	16	7	20	13	11	11	6	0.14
0.32	8	108	187	267	6	22	9	24	14	12	12	8	0.24
0.5	10	125	214	306	8	22	10.5	28	19	13	13	8	0.53
0.7	12	195	317	475	10	27	13	34	23	30	15	10	0.83
1.2	16	230	384	562	12	33	18	42	29	40	20	11	1.49
1.5	20	270	452	657	16	38	20	51	33	50	24	12	2.54
2.2	22	295	493	717	20	45	25	55	38	50	24	12	3.34
3.2	24	325	539	791	22	52	30	70	46	56	28	12	4.65
4.8	33	370	670	952	30	70	38	82	60	70	35	14	10.5
6	39	400	714	1011	33	70	45	85	76	80	40	15	12.8
8.5	45	400	741	945	39	86	50	94	85	49	49	16	20.8
11	48	400	774	1018	45	97	58	98	92	52	52	16	24