



Twin-Path® Extra Slings



The first truly ergonomic Sling, Twin-Path® Extra Slings are used worldwide in place of Wire Rope Slings for heavy lifts. Twin-Path® Extra Slings weigh approximately 10% of comparable strength, steel Slings. Super strong and ultra-light, Twin-Path® Extra Slings rated up to 600,000 Lbs. vertical Work Load Limit are standard and larger capacity Twin-Path® Extra Slings are available.






The patented Twin-Path® design provides two connections between the hook and the load for redundant, back up protection, and Rifled Cover® Technology. All Twin-Path® Slings feature Check-Fast® Inspection System and Contrasting Colored Covers. The original style Tattle Tails and Fiber Optic inspection systems are available by request. No other Sling has these features which separate the best from all the rest. Stretch at Work Load Limit is approximately 1%.

K-Spec® Core Yarn gives Twin-Path Extra® Slings incredible strength. K-Spec® Core Yarn has been determined to be the most resilient and abrasion resistant load bearing Core Yarn, confirmed by independent testing. Covermax®, a bulked nylon, outer, protective cover provides superior abrasion resistance for all Twin-Path® Slings.

Rifled Cover® Technology is a breakthrough only available on Slingmax® High-Performance Fiber Roundslings. The helical winding of the core fibers significantly improves strength and efficiency, which increases Core Yarn efficiency.

K-Spec® Core Yarn durability combined with the abrasion resistance of Covermax® covers, makes Twin-Path® Extra Slings the first, repairable sling. Twin-Path® Extra Slings are definitely the Slings of choice when ergonomics, productivity and safety are important considerations. User safety must never be compromised because of costs.

TWIN-PATH® EXTRA SPECIFICATIONS

Polyester Cover	Covermax® Cover	Work Load Limits (Lbs.) (5/1 Design Factor)					Approximate	
		Choker	Vertical	Basket Hitches				
				90° 	60° 	45° 	Weight (Lbs. per Ft.) (Bearing- Bearing)	Body Width (Inches) Tube/Tapered
Stock Number	Stock Number							
TPXKS 1000	TUFEXKS 1000	8,000	10,000	20,000	17,320	14,140	.41	3" / 1.5"
TPXKS 1500	TUFEXKS 1500	12,000	15,000	30,000	25,980	21,210	.46	3" / 1.5"
TPXKS 2000	TUFEXKS 2000	16,000	20,000	40,000	34,640	28,280	.52	3" / 1.5"
TPXKS 2500	TUFEXKS 2500	20,000	25,000	50,000	43,300	35,350	.67	4 / 2"
TPXKS 3000	TUFEXKS 3000	24,000	30,000	60,000	51,960	42,420	.73	4 / 2"
TPXKS 4000	TUFEXKS 4000	32,000	40,000	80,000	69,280	56,560	.86	4 / 2"
—	TUFEXKS 5000	40,000	50,000	100,000	86,600	70,700	1.07	5 / 2.5"
—	TUFEXKS 6000	48,000	60,000	120,000	103,920	84,840	1.20	5 / 2.5"
—	TUFEXKS 7000	56,000	70,000	140,000	121,240	98,980	1.33	5 / 2.5"
—	TUFEXKS 8500	68,000	85,000	170,000	147,220	120,190	1.61	6" / 3"
—	TUFEXKS 10000	80,000	100,000	200,000	173,200	141,400	1.80	6" / 3"
—	TUFEXKS 12500	100,000	125,000	250,000	216,500	176,750	2.31	8" / 4"
—	TUFEXKS 15000	120,000	150,000	300,000	259,800	212,100	2.64	8" / 4"
—	TUFEXKS 17500	140,000	175,000	350,000	303,100	247,450	2.96	8" / 4"
—	TUFEXKS 20000	160,000	200,000	400,000	346,400	282,800	3.47	10" / 5"
—	TUFEXKS 25000	200,000	250,000	500,000	433,000	353,500	4.12	10" / 5"
—	TUFEXKS 27500	220,000	275,000	550,000	476,300	388,850	4.61	12" / 6"
—	TUFEXKS 30000	240,000	300,000	600,000	519,600	424,200	4.93	12" / 6"
—	TUFEXKS 40000	320,000	400,000	800,000	692,800	565,600	6.74	14" / 7"
—	TUFEXKS 50000	400,000	500,000	1,000,000	866,000	707,000	8.40	16" / 8"
—	TUFEXKS 60000	480,000	600,000	1,200,000	1,039,000	848,000	10.15	18" / 9"

Please Note: Work Load Limits include both paths and are for one complete Sling. Work Load Limits are based upon Connection Points that have equal or greater strength. Twin-Path® Extra Slings conform to the current specifications and standards of: ASME B30-9, Chapters 6 and 7, Web Sling and Tie Down Association, WSTDA-RS-1 and WSTDA-RS-1HP, US Navy, NAVFAC P307, Section 14.6.4.3 and Cordage Institute Roundsling Standard, CI-1905.

Dimensions and Work Load Limits can vary according to the Rigging Hardware or Connection Points used with Twin-Path® Extra Slings.

US Patent Nos. 7,661,737, 7,926,859 and 8,322,765
Japanese Patent No. 4864965

Australian Patent No. 2,006,251,754

Canadian Patent Nos. 2,547,632 and 2,696,805
New Zealand Patent No. 560567