

Beam Clamps

For transferring steel beams and attaching tackle eye

- Available in capacities of 2 thru 25 metric tons.
- Wide variety of jaw openings available: 2.95" to 40.16"
- Welded alloy steel body for strength and smaller size. Forged alloy components, where required.
- Individually Proof Tested to 2 times the Working Load Limit with certification.
- Company name (CrosbyIP), logo, Working Load Limit and jaw opening permanently stamped on body.
- Each product is individually serialized, with the serial number and Proof Load test date stamped on body. User manual with test certificate is included with each clamp.
- Maintenance and repair kits are available.
- Manufactured by an ISO 9001 facility.
- All sizes are RFID EQUIPPED.

IPTK

This IPTK series beam clamp is suitable for use as a temporary tackle eye for a beam.



IPTKW

The IPTKW series beam clamp is suitable for use as a temporary tackle eye for a beam.



Load Rated



IPTKU

The IPTKU series beam clamp has an improved hinged hoisting eye that increases the loading angles and an optional new "Double Locking Device".



IPTKUM

This anchor clamp is suitable as an anchor device for one person, with a personal fall arrest (sherdised and with double locking) system.

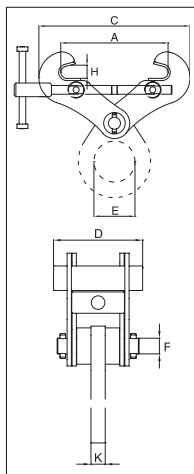
IPTK: with hoisting eye / IPTKW: without hoisting eye

IPTKU: with hinged hoisting eye / IPTKUD: with double locking device

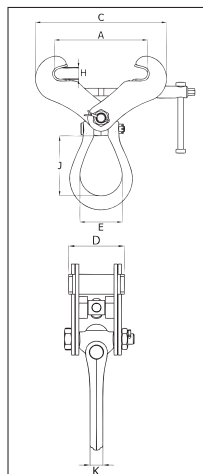
IPTKUM: Suitable as anchor device for personnel fall arrest equipment

Model	Working Load Limit (t)*	IPTK Stock No.	Weight Each (lb)	Dimensions (in)							
				Jaw A	C	D	E	F	H	J	K
IPTK	2	2700996	13.2	2.95 - 7.48	A + 3.13	4.92	2.95	-	0.98	-	0.79
IPTK	3	2700997	14.3	2.95 - 7.48	A + 3.13	4.92	2.95	-	0.98	-	0.79
IPTK	4	2700998	18.7	5.91 - 11.02	A + 4.00	4.92	2.95	-	1.38	-	0.79
IPTK	5	2700994	24.3	4.72 - 13.78	A + 7.67	4.92	2.95	-	1.57	-	0.79
IPTK	25	2702999	496.0	17.72 - 40.16	A + 8.66	19.69	4.92	-	2.99	-	1.77
Without Hoisting Eye											
IPTKW	2	2700966	8.82	3.00 - 7.50	A + 3.13	4.92	-	1.10	0.98	-	-
IPTKW	3	2700967	9.92	3.00 - 7.50	A + 3.13	4.92	-	1.10	0.98	-	-
IPTKW	4	2700968	13.9	5.88 - 11.25	A + 4.00	4.92	-	1.30	1.38	-	-
IPTKW	5	2700969	19.4	4.75 - 13.75	A + 7.67	4.92	-	1.30	1.57	-	-
With Improved Hinged Hoisting Eye											
IPTKU	2	2707996	12.6	3.00 - 7.50	A + 3.94	A + 3.94	4.76	2.99	0.87	3.90	0.75
IPTKU	3	2707997	14.1	3.00 - 7.50	A + 3.94	A + 3.94	4.76	3.50	0.87	4.80	0.87
IPTKU	4	2707998	26.7	4.75 - 11.25	A + 5.91	A + 5.91	5.51	3.50	1.57	4.80	0.87
IPTKU	5	2707994	32.0	4.75 - 13.75	A + 6.89	A + 6.89	5.51	3.50	1.57	4.80	0.87
IPTKU	10	2707970	90.4	7.88 - 18.00	A + 11.81	A + 11.81	7.87	4.13	2.36	5.98	1.02
Suitable as anchor device for personnel fall arrest equipment - standard according to EN 795											
IPTKUM	1	2709991	13.2	3.00 - 7.50	A + 3.94	6.50	2.99	-	0.87	3.90	0.75
With Optional Double Locking Device											
IPTKUD	2	2709996	13.2	3.00 - 7.50	A + 3.94	6.50	2.99	0.87	0.87	3.90	0.75
IPTKUD	3	2709993	14.6	3.00 - 7.50	A + 3.94	6.50	3.50	0.87	0.87	4.80	0.87
IPTKUD	4	2709995	27.1	4.75 - 11.25	A + 5.91	7.28	3.50	1.57	1.57	4.80	0.87
IPTKUD	5	2709994	33.7	4.75 - 13.75	A + 6.89	7.28	3.50	1.57	1.57	4.80	0.87
IPTKUD	10	2709970	94.8	7.88 - 18.00	A + 11.81	8.46	4.13	2.36	2.36	5.98	1.02

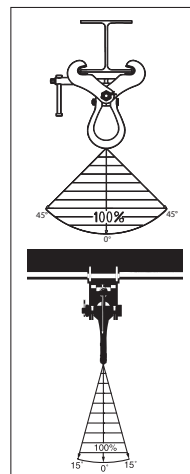
* Design Factor based on EN 13155 and ASME B30.20.



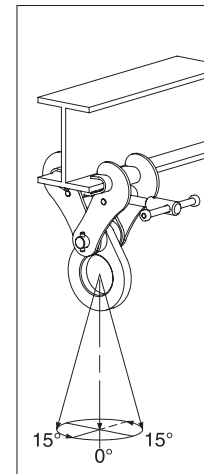
IPTK/IPTKW



IPTKU(D)(M)



IPTKU(D)



IPTK